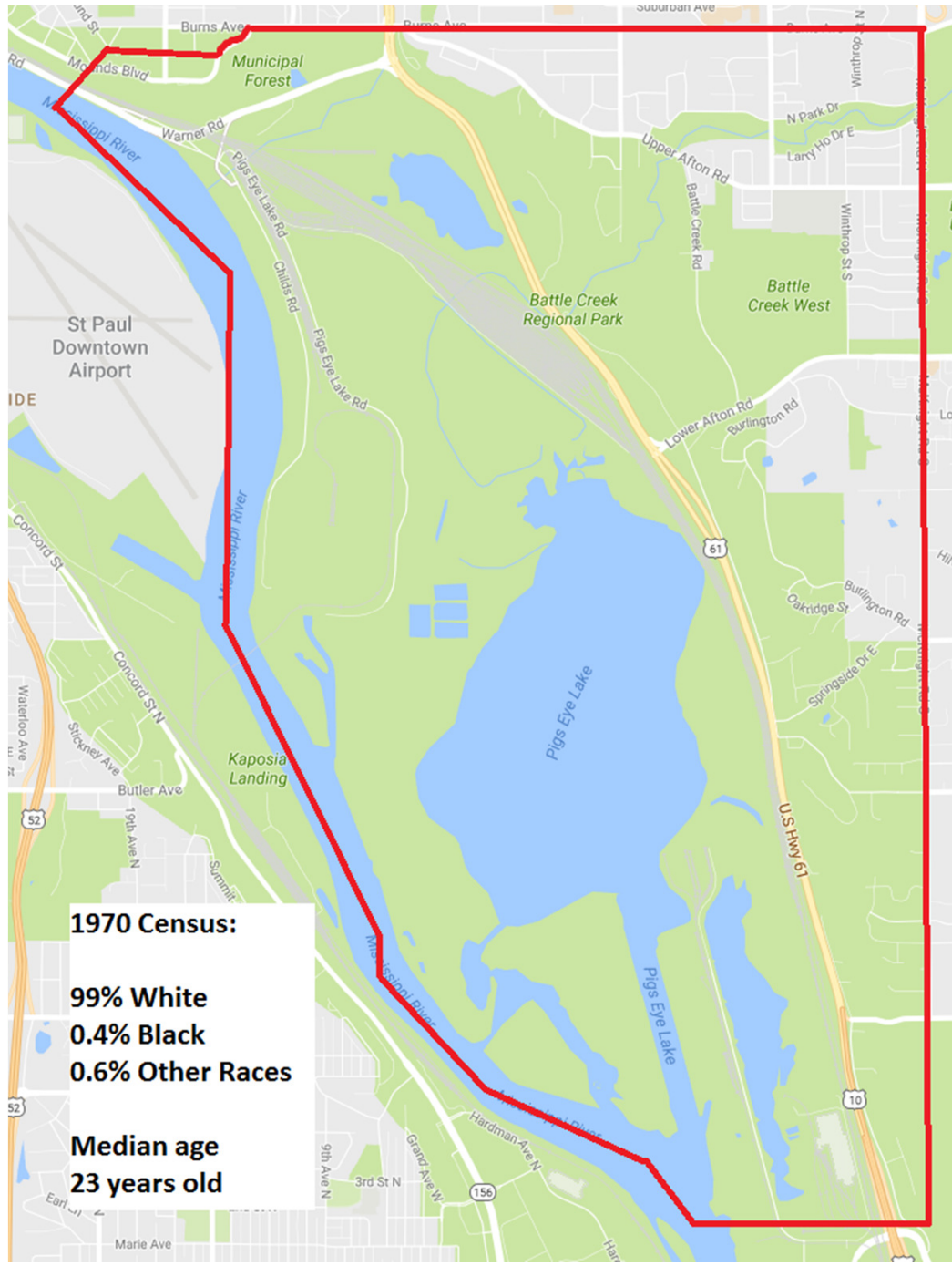


# Demographic overview of District 1 and Highwood

Prepared by Paul Sawyer,  
District 1 Community Council President

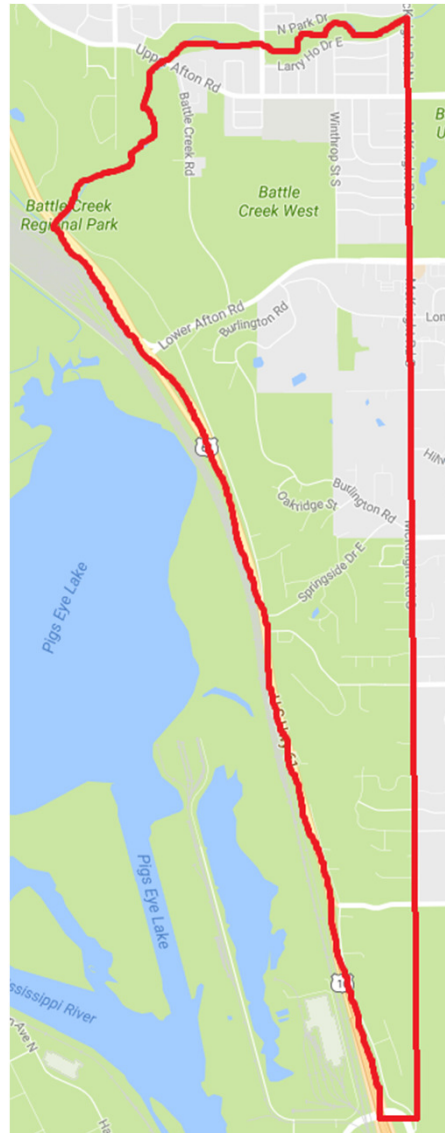
# History of Highwood Development

- 1850s-1870s – First houses built on larger farms
- 1880s – Burlington Heights was platted which created early residential properties in Highwood
- Early 1900s – Railroad depots built connecting Highwood to Saint Paul, Boys Totem town built
- 1950s – Homes start to be built along Burlington Rd, still mostly farms
- 1970s – Afton View Apts built, cul-de-sacs off McKnight Rd began to be built, farms converted to homes



**1970 Census:**  
**99% White**  
**0.4% Black**  
**0.6% Other Races**  
**Median age**  
**23 years old**

# Demographics Today



# Demographics Today

46.7% White

32.9% Black

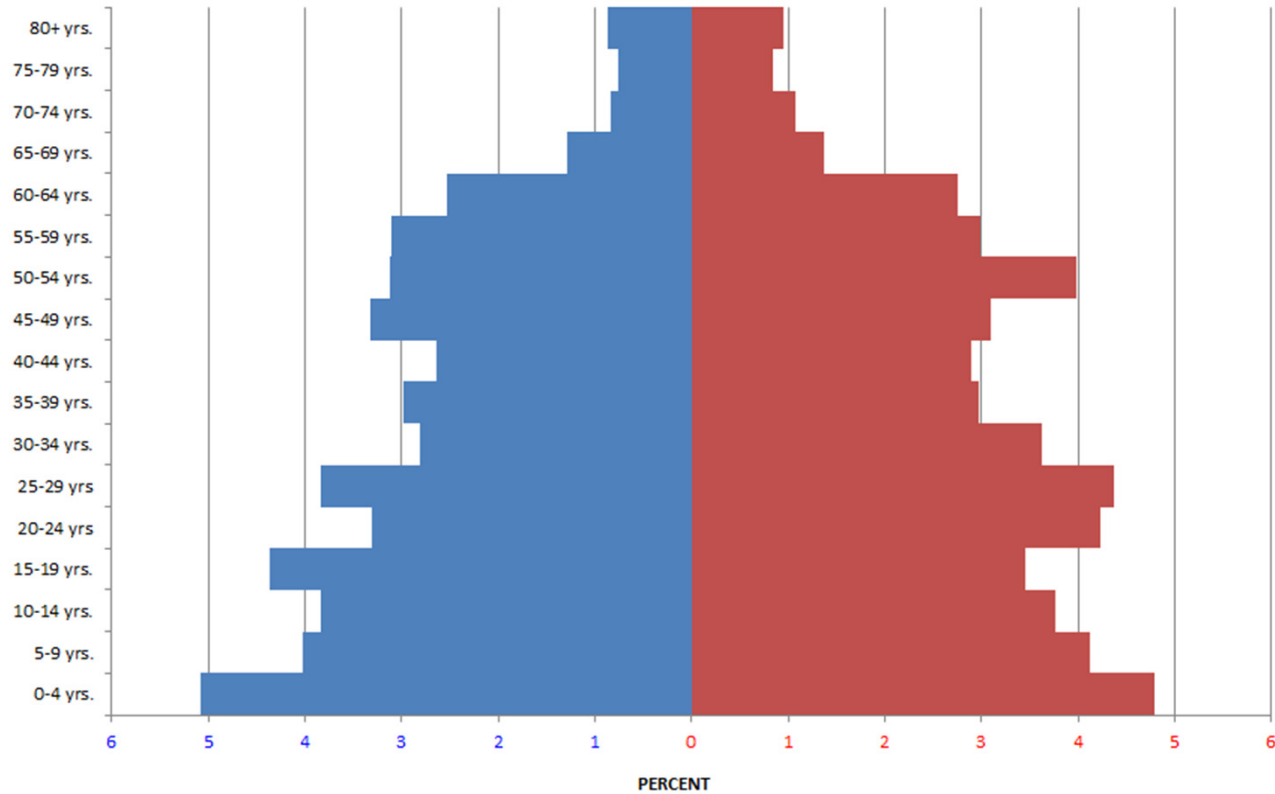
10.3 % Asian

6.3% Latino

3.8% Other Races/Multi-Racial

**72.6% of children are people of color**

# Demographics Today



Median age 30.6 years old

# Demographics Today

- 56.7% of households are owner-occupied
- 43.3% of households are renter-occupied
  
- Median age of head of household for owned units: 46 years old
- Median age of head of household for rented units: 35 years old

# Demographics Today

- 83% of owned households have a White head of household
- 27% of rented households have a White head of household



# Demographics Today

- 36% speak a language other than English (mostly Asian and other non-European languages)
- Median household income of homeowners \$78,182, of renters \$33,843 (vs. City overall median of \$50,885)
- 10.5% unemployment rate
- 22.5% of residents below 150% of poverty line

# Demographics Today

- 76.7% of homeowners moved into home since 1990 (52.6% since 2000)
- 99.1% of renters moved into unit since 2000